# FARM ANIMALS

# MEMORY GAME

40 CARDS

Paper Plane Studio

PRINT & PLAY | 20 MATCHING PAIRS | NO PREP | A4 + US LETTER

# How to play

Two minutes to set up

### 1 Print two copies of every card page

That is what makes the pairs. Print the card back page onto the reverse of each sheet if your printer does double-sided.

### 2 Print on card stock if you can

Ordinary paper works, but the pictures show through. If you only have paper, print the backs page separately and glue the two together.

### 3 Cut along the dotted lines

An adult job. Round the corners if you want them to last.

### 4 Lay them face down

Shuffle and spread them out in a grid. Start with eight pairs for a small child and add more as they get better.

### 5 Take turns

Turn over two cards. A match means you keep them and go again. No match means turn them back and let the next player try. Most pairs at the end wins.

Farm Animals Memory · print TWICE · cut along the lines



Cow



Pig

Sheep



Chicken

Horse

Goat

Duck

Rooster

Donkey

Farm Animals Memory · print TWICE · cut along the lines

Goose

Turkey

Rabbit

Lamb



Piglet

Duckling

Foal



Calf

Chick

Farm Animals Memory · print TWICE · cut along the lines

Alpaca

Bull

**Card backs · print on the reverse of the memory card pages**