FARM ANIMALS

MEMORY GAME

40 CARDS

Paper Plane Studio

PRINT & PLAY | 20 MATCHING PAIRS | NO PREP | A4 + US LETTER

How to play

Two minutes to set up

1. **Print two copies of every card page**

   That is what makes the pairs. Print the card back page onto the reverse of each sheet if your printer does double-sided.

2. **Print on card stock if you can**

   Ordinary paper works, but the pictures show through. If you only have paper, print the backs page separately and glue the two together.

3. **Cut along the dotted lines**

   An adult job. Round the corners if you want them to last.

4. **Lay them face down**

   Shuffle and spread them out in a grid. Start with eight pairs for a small child and add more as they get better.

5. **Take turns**

   Turn over two cards. A match means you keep them and go again. No match means turn them back and let the next player try. Most pairs at the end wins.

Farm Animals Memory · print TWICE · cut along the lines



Cow



Pig

Sheep



Chicken

Horse

Goat



Duck

Rooster

Donkey

Farm Animals Memory · print TWICE · cut along the lines

Goose

Turkey

Rabbit

Lamb



Piglet

Duckling

Foal



Calf

Chick

Farm Animals Memory · print TWICE · cut along the lines

Alpaca

Bull

Card backs · print on the reverse of the memory card pages